

[Notebook] Getting to know the touchpad

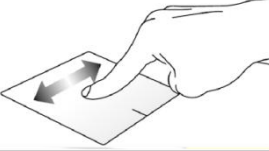

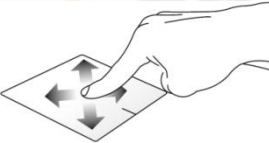
To provide you more detailed instruction, you can also click ASUS Youtube video link below to <https://www.youtube.com/watch?v=dLAGx0nbg2M>

Table of Contents

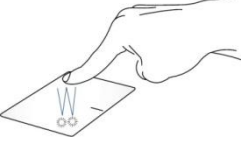
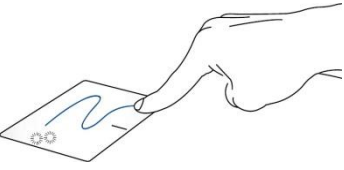
1. Moving the pointer
2. One-finger gestures
3. Two-finger gestures
4. Three-fingers gestures
5. Four-finger gestures

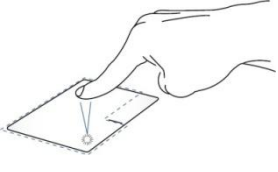
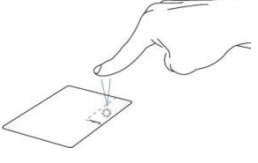
1) Moving the pointer

You can tap anywhere on the touchpad to activate its pointer, then slide your finger on the touch

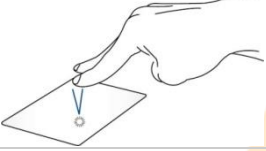
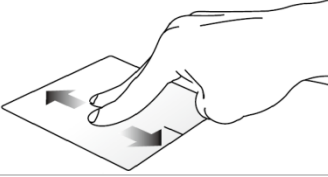

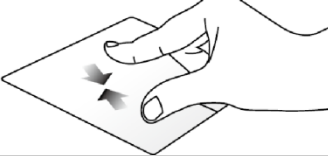


Gesture	Action
	Slide horizontally
	Slide vertically
	Slide diagonally

2) One-finger gestures

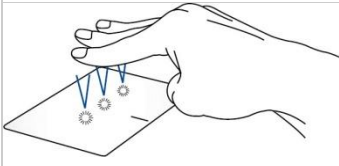
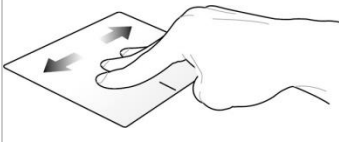

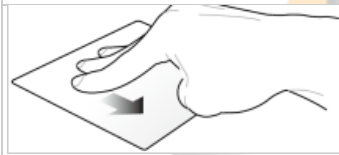
Gesture	Action	Description
	Tap/Double-tap	Tap an app to select it. Double-tap an app to launch it.
	Drag and drop	Double-tap an item, then slide the same finger without lifting it off the touchpad. To drop the item to its new location, lift your finger from the touchpad.

	<p>Left-click</p>	<p>Click an app to select it. Double-click an app to launch it.</p>
	<p>Right-click</p>	<p>Click this button to open the right-click menu.</p>

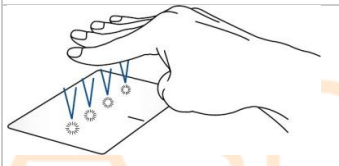

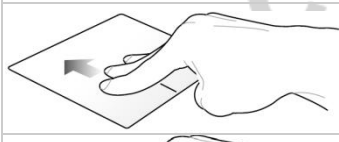
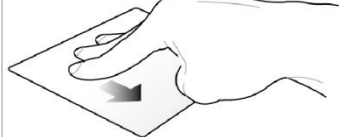
3) Two-finger gestures

Gesture	Action	Description
	<p>Tap</p>	<p>Tap two fingers on the touchpad to simulate the right-click function.</p>
	<p>Two-finger scroll (up/down)</p>	<p>Slide two fingers to scroll up or down.</p>
	<p>Two-finger scroll (left/right)</p>	<p>Slide two fingers to scroll left or right.</p>
	<p>Zoom out</p>	<p>Bring together your two fingers on the touchpad.</p>
	<p>Zoom in</p>	<p>Spread apart your two fingers on the touchpad.</p>
	<p>Drag and drop</p>	<p>Select an item then press and hold the left button. Using your other finger, slide on the touchpad to drag the item, lift your finger off the button to drop the item.</p>

4) Three-finger gestures

Gesture	Action	Description
	Tap	Tap three fingers on the touchpad to invoke Windows Search.
	Swipe left/Swipe right	If you opened multiple apps, swipe three fingers left or right to switch between these apps.
	Swipe up	Swipe up to see an overview of all the apps currently opened.
	Swipe down	Swipe down to show the desktop.

5) Four-finger gestures

Gesture	Action	Description
	Tap	Tap four fingers on the touchpad to invoke Action Center.
	Swipe left/Swipe right	If you opened multiple desktops, swipe four fingers left or right to switch between these desktops.
	Swipe up	Swipe up to see an overview of all the apps currently opened.
	Swipe down	Swipe down to show the desktop.